

RESOLUTION NO. 111623-1.A

RESOLUTION CANVASSING ELECTION RETURNS OF BOND ELECTION

WHEREAS, the City Council of the City of Georgetown, Texas (the "City") ordered an election to be held in the City on November 7, 2023, on the PROPOSITIONS hereinafter stated; and

WHEREAS, the City Council has investigated all matters pertaining to the election, including the ordering, giving notice, officers, holding, and making returns of the election; and

WHEREAS, the election officers who held the election have duly made the returns of the result thereof, and the returns have been duly delivered to this City Council.

THEREFORE, BE IT RESOLVED BY THE CITY COUNCIL OF THE CITY OF GEORGETOWN, TEXAS:

1. The City Council officially finds and determines that the election was duly ordered, that proper notice of the election was duly given, that proper election officers were duly appointed prior to the election, that the election was duly held, that the City has complied with the Federal Voting Rights Act and the Texas Election Code, that due returns of the result of the election have been made and delivered, and that the City Council has duly canvassed the returns, all in accordance with law and the Resolution calling the election.

2. The City Council officially finds and determines that the following votes were cast at the election on the submitted PROPOSITIONS by the resident, qualified electors of said City, who voted at said election.

PROPOSITION A

THE ISSUANCE OF \$56,000,000 BONDS BY THE CITY OF GEORGETOWN, TEXAS, FOR A CITY FACILITY WHICH INCLUDES A CUSTOMER SERVICE CENTER AS WELL AS OTHER CITY SERVICES AND THE IMPOSITION OF TAXES SUFFICIENT TO PAY THE PRINCIPAL OF AND INTEREST ON THE BONDS.

	<u>Early Votes</u>	<u>Election Day</u>	<u>Late/Provisional</u>	<u>Total</u>	<u>Vote%</u>
FOR:	5,400	2,085	0	7,485	51.04%
AGAINST:	4,592	5,587	0	7,179	48.96%

PROPOSITION B

THE ISSUANCE OF \$49,000,000 BONDS BY THE CITY OF GEORGETOWN, TEXAS, FOR PARK AND RECREATIONAL PROJECTS FOR RENOVATION AND EXPANSION OF THE GEORGETOWN RECREATION CENTER ON AUSTIN AVENUE AND THE IMPOSITION OF TAXES SUFFICIENT TO PAY THE PRINCIPAL OF AND INTEREST ON THE BONDS.

	<u>Early Votes</u>	<u>Election Day</u>	<u>Late/Provisional</u>	<u>Total</u>	<u>Vote%</u>
FOR:	5,994	2,706	0	8,700	58.98%
AGAINST:	4,051	1,999	0	6,050	41.02%

PROPOSITION C

THE ISSUANCE OF \$15,000,000 BONDS BY THE CITY OF GEORGETOWN, TEXAS, FOR ANIMAL SHELTER FACILITIES TO PROVIDE ANIMAL SHELTERING AND CONTROL SERVICES TO THE CITY, WHICH MAY INCLUDE A JOINT ARRANGEMENT WITH OTHER LOCAL GOVERNMENTAL ENTITIES TO EXPAND THE WILLIAMSON COUNTY REGIONAL ANIMAL SHELTER AND/OR NEW OR RENOVATED CITY FACILITIES AND THE IMPOSITION OF TAXES SUFFICIENT TO PAY THE PRINCIPAL OF AND INTEREST ON THE BONDS.

	<u>Early Votes</u>	<u>Election Day</u>	<u>Late/Provisional</u>	<u>Total</u>	<u>Vote%</u>
FOR:	6,870	3,042	0	9,912	67.14%
AGAINST:	3,190	1,661	0	4,851	32.86%

PROPOSITION D

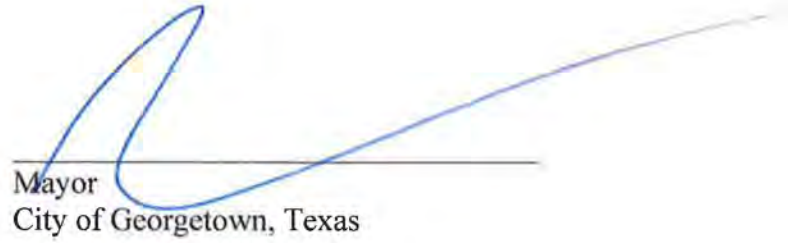
THE ISSUANCE OF \$10,000,000 BONDS BY THE CITY OF GEORGETOWN, TEXAS, FOR A JOINTLY OWNED YMCA RECREATION CENTER OPERATED BY THE YMCA OF CENTRAL TEXAS, EXPECTED TO BE LOCATED AT OR NEAR 6200 WILLIAMS DRIVE, GEORGETOWN, TEXAS AND THE IMPOSITION OF TAXES SUFFICIENT TO PAY THE PRINCIPAL OF AND INTEREST ON THE BONDS.

	<u>Early Votes</u>	<u>Election Day</u>	<u>Late/Provisional</u>	<u>Total</u>	<u>Vote%</u>
FOR:	5,245	2,335	0	7,580	51.48%
AGAINST:	4,787	2,358	0	7,145	48.52%

3. The City Council officially finds, determines and declares the result of the election to be that PROPOSITION A, PROPOSITION B, PROPOSITION C, and PROPOSITION D so submitted each received an affirmative vote and was approved by the voters at the election.


4. The aforesaid bonds described in PROPOSITION A, PROPOSITION B, PROPOSITION C, and PROPOSITION D which were each approved by the voters at the election may be issued, and the taxes for such bonds may be levied, assessed and collected annually, as voted and as provided by law.

PASSED AND APPROVED on this the 16th day of November 2023.




Mayor
City of Georgetown, Texas

ATTEST:



City Secretary
City of Georgetown, Texas

APPROVED AS TO FORM:



Asst. City Attorney
City of Georgetown, Texas

Summary Results Report
Constitutional Amendment and Special Elections of
November 7, 2023

Results Report
Final Unofficial Results
Williamson County

City of Georgetown, Proposition D

Vote For 1

	TOTAL	VOTE %	Early Voting Mail	Early Voting In-Person	Election Day In- Person	Late / Provisional
For	7,580	51.48%	356	4,889	2,335	0
Against	7,145	48.52%	230	4,557	2,358	0
Total Votes Cast	14,725	100.00%	586	9,446	4,693	0
Overvotes	0		0	0	0	0
Undervotes	310		20	184	106	0
Contest Totals	15,035		606	9,630	4,799	0

Summary Results Report
Constitutional Amendment and Special Elections of
November 7, 2023

Results Report
Final Unofficial Results
Williamson County

City of Georgetown, Proposition A

Vote For 1

	TOTAL	VOTE %	Early Voting Mail	Early Voting In-Person	Election Day In- Person	Late / Provisional
For	7,485	51.04%	345	5,055	2,085	0
Against	7,179	48.96%	243	4,349	2,587	0
Total Votes Cast	14,664	100.00%	588	9,404	4,672	0
Overvotes	0		0	0	0	0
Undervotes	371		18	226	127	0
Contest Totals	15,035		606	9,630	4,799	0

City of Georgetown, Proposition B

Vote For 1

	TOTAL	VOTE %	Early Voting Mail	Early Voting In-Person	Election Day In- Person	Late / Provisional
For	8,700	58.98%	395	5,599	2,706	0
Against	6,050	41.02%	196	3,855	1,999	0
Total Votes Cast	14,750	100.00%	591	9,454	4,705	0
Overvotes	0		0	0	0	0
Undervotes	285		15	176	94	0
Contest Totals	15,035		606	9,630	4,799	0

City of Georgetown, Proposition C

Vote For 1

	TOTAL	VOTE %	Early Voting Mail	Early Voting In-Person	Election Day In- Person	Late / Provisional
For	9,912	67.14%	455	6,415	3,042	0
Against	4,851	32.86%	137	3,053	1,661	0
Total Votes Cast	14,763	100.00%	592	9,468	4,703	0
Overvotes	1		1	0	0	0
Undervotes	271		13	162	96	0
Contest Totals	15,035		606	9,630	4,799	0

Precinct Results Report
Constitutional Amendment and Special Elections of
November 7, 2023

Results Report
Final Unofficial Results
Williamson County

305

City of Georgetown, Proposition A

Vote For 1

	TOTAL	VOTE %	Early Voting Mail	Early Voting In-Person	Election Day In- Person	Late / Provisional
For	115	52.75%	7	67	41	0
Against	103	47.25%	4	53	46	0
Total Votes Cast	218	100.00%	11	120	87	0
Contest Totals	225		11	124	90	0

City of Georgetown, Proposition B

Vote For 1

	TOTAL	VOTE %	Early Voting Mail	Early Voting In-Person	Election Day In- Person	Late / Provisional
For	128	58.45%	8	71	49	0
Against	91	41.55%	3	49	39	0
Total Votes Cast	219	100.00%	11	120	88	0
Contest Totals	225		11	124	90	0

City of Georgetown, Proposition C

Vote For 1

	TOTAL	VOTE %	Early Voting Mail	Early Voting In-Person	Election Day In- Person	Late / Provisional
For	138	62.73%	10	73	55	0
Against	82	37.27%	1	47	34	0
Total Votes Cast	220	100.00%	11	120	89	0
Contest Totals	225		11	124	90	0

City of Georgetown, Proposition D

Vote For 1

	TOTAL	VOTE %	Early Voting Mail	Early Voting In-Person	Election Day In- Person	Late / Provisional
For	132	60.27%	9	75	48	0
Against	87	39.73%	2	45	40	0
Total Votes Cast	219	100.00%	11	120	88	0
Contest Totals	225		11	124	90	0

Precinct Results Report
Constitutional Amendment and Special Elections of
November 7, 2023

Results Report
Final Unofficial Results
Williamson County

307

City of Georgetown, Proposition A

Vote For 1

	TOTAL	VOTE %	Early Voting Mail	Early Voting In-Person	Election Day In- Person	Late / Provisional
For	7	63.64%	0	3	4	0
Against	4	36.36%	0	4	0	0
Total Votes Cast	11	100.00%	0	7	4	0
Contest Totals	11		0	7	4	0

City of Georgetown, Proposition B

Vote For 1

	TOTAL	VOTE %	Early Voting Mail	Early Voting In-Person	Election Day In- Person	Late / Provisional
For	8	72.73%	0	4	4	0
Against	3	27.27%	0	3	0	0
Total Votes Cast	11	100.00%	0	7	4	0
Contest Totals	11		0	7	4	0

City of Georgetown, Proposition C

Vote For 1

	TOTAL	VOTE %	Early Voting Mail	Early Voting In-Person	Election Day In- Person	Late / Provisional
For	7	63.64%	0	4	3	0
Against	4	36.36%	0	3	1	0
Total Votes Cast	11	100.00%	0	7	4	0
Contest Totals	11		0	7	4	0

City of Georgetown, Proposition D

Vote For 1

	TOTAL	VOTE %	Early Voting Mail	Early Voting In-Person	Election Day In- Person	Late / Provisional
For	6	54.55%	0	3	3	0
Against	5	45.45%	0	4	1	0
Total Votes Cast	11	100.00%	0	7	4	0
Contest Totals	11		0	7	4	0

Precinct Results Report
Constitutional Amendment and Special Elections of
November 7, 2023

Results Report
Final Unofficial Results
Williamson County

308

City of Georgetown, Proposition A

Vote For 1

	TOTAL	VOTE %	Early Voting Mail	Early Voting In-Person	Election Day In- Person	Late / Provisional
For	2	16.67%	0	1	1	0
Against	10	83.33%	0	9	1	0
Total Votes Cast	12	100.00%	0	10	2	0
Contest Totals	12		0	10	2	0

City of Georgetown, Proposition B

Vote For 1

	TOTAL	VOTE %	Early Voting Mail	Early Voting In-Person	Election Day In- Person	Late / Provisional
For	4	33.33%	0	3	1	0
Against	8	66.67%	0	7	1	0
Total Votes Cast	12	100.00%	0	10	2	0
Contest Totals	12		0	10	2	0

City of Georgetown, Proposition C

Vote For 1

	TOTAL	VOTE %	Early Voting Mail	Early Voting In-Person	Election Day In- Person	Late / Provisional
For	9	75.00%	0	7	2	0
Against	3	25.00%	0	3	0	0
Total Votes Cast	12	100.00%	0	10	2	0
Contest Totals	12		0	10	2	0

City of Georgetown, Proposition D

Vote For 1

	TOTAL	VOTE %	Early Voting Mail	Early Voting In-Person	Election Day In- Person	Late / Provisional
For	1	9.09%	0	1	0	0
Against	10	90.91%	0	8	2	0
Total Votes Cast	11	100.00%	0	9	2	0
Contest Totals	12		0	10	2	0

Precinct Results Report
Constitutional Amendment and Special Elections of
November 7, 2023

Results Report
Final Unofficial Results
Williamson County

309

City of Georgetown, Proposition A

Vote For 1

	TOTAL	VOTE %	Early Voting Mail	Early Voting In-Person	Election Day In- Person	Late / Provisional
For	0		0	0	0	0
Against	0		0	0	0	0
Total Votes Cast	0		0	0	0	0
Contest Totals	0		0	0	0	0

City of Georgetown, Proposition B

Vote For 1

	TOTAL	VOTE %	Early Voting Mail	Early Voting In-Person	Election Day In- Person	Late / Provisional
For	0		0	0	0	0
Against	0		0	0	0	0
Total Votes Cast	0		0	0	0	0
Contest Totals	0		0	0	0	0

City of Georgetown, Proposition C

Vote For 1

	TOTAL	VOTE %	Early Voting Mail	Early Voting In-Person	Election Day In- Person	Late / Provisional
For	0		0	0	0	0
Against	0		0	0	0	0
Total Votes Cast	0		0	0	0	0
Contest Totals	0		0	0	0	0

City of Georgetown, Proposition D

Vote For 1

	TOTAL	VOTE %	Early Voting Mail	Early Voting In-Person	Election Day In- Person	Late / Provisional
For	0		0	0	0	0
Against	0		0	0	0	0
Total Votes Cast	0		0	0	0	0
Contest Totals	0		0	0	0	0

Precinct Results Report
Constitutional Amendment and Special Elections of
November 7, 2023

Results Report
Final Unofficial Results
Williamson County

312

City of Georgetown, Proposition A

Vote For 1

	TOTAL	VOTE %	Early Voting Mail	Early Voting In-Person	Election Day In- Person	Late / Provisional
For	0		0	0	0	0
Against	0		0	0	0	0
Total Votes Cast	0		0	0	0	0
Contest Totals	0		0	0	0	0

City of Georgetown, Proposition B

Vote For 1

	TOTAL	VOTE %	Early Voting Mail	Early Voting In-Person	Election Day In- Person	Late / Provisional
For	0		0	0	0	0
Against	0		0	0	0	0
Total Votes Cast	0		0	0	0	0
Contest Totals	0		0	0	0	0

City of Georgetown, Proposition C

Vote For 1

	TOTAL	VOTE %	Early Voting Mail	Early Voting In-Person	Election Day In- Person	Late / Provisional
For	0		0	0	0	0
Against	0		0	0	0	0
Total Votes Cast	0		0	0	0	0
Contest Totals	0		0	0	0	0

City of Georgetown, Proposition D

Vote For 1

	TOTAL	VOTE %	Early Voting Mail	Early Voting In-Person	Election Day In- Person	Late / Provisional
For	0		0	0	0	0
Against	0		0	0	0	0
Total Votes Cast	0		0	0	0	0
Contest Totals	0		0	0	0	0

Precinct Results Report
Constitutional Amendment and Special Elections of
November 7, 2023

Results Report
Final Unofficial Results
Williamson County

314

City of Georgetown, Proposition A

Vote For 1

	TOTAL	VOTE %	Early Voting Mail	Early Voting In-Person	Election Day In- Person	Late / Provisional
For	272	45.95%	9	138	125	0
Against	320	54.05%	5	177	138	0
Total Votes Cast	592	100.00%	14	315	263	0
Contest Totals	602		14	318	270	0

City of Georgetown, Proposition B

Vote For 1

	TOTAL	VOTE %	Early Voting Mail	Early Voting In-Person	Election Day In- Person	Late / Provisional
For	394	66.22%	12	208	174	0
Against	201	33.78%	2	107	92	0
Total Votes Cast	595	100.00%	14	315	266	0
Contest Totals	602		14	318	270	0

City of Georgetown, Proposition C

Vote For 1

	TOTAL	VOTE %	Early Voting Mail	Early Voting In-Person	Election Day In- Person	Late / Provisional
For	426	71.36%	11	220	195	0
Against	171	28.64%	3	96	72	0
Total Votes Cast	597	100.00%	14	316	267	0
Contest Totals	602		14	318	270	0

City of Georgetown, Proposition D

Vote For 1

	TOTAL	VOTE %	Early Voting Mail	Early Voting In-Person	Election Day In- Person	Late / Provisional
For	302	51.10%	10	147	145	0
Against	289	48.90%	4	165	120	0
Total Votes Cast	591	100.00%	14	312	265	0
Contest Totals	602		14	318	270	0

Precinct Results Report
Constitutional Amendment and Special Elections of
November 7, 2023

Results Report
Final Unofficial Results
Williamson County

341

City of Georgetown, Proposition A

Vote For 1

	TOTAL	VOTE %	Early Voting Mail	Early Voting In-Person	Election Day In- Person	Late / Provisional
For	231	44.17%	7	141	83	0
Against	292	55.83%	20	154	118	0
Total Votes Cast	523	100.00%	27	295	201	0
Contest Totals	538		29	303	206	0

City of Georgetown, Proposition B

Vote For 1

	TOTAL	VOTE %	Early Voting Mail	Early Voting In-Person	Election Day In- Person	Late / Provisional
For	294	55.37%	13	171	110	0
Against	237	44.63%	16	127	94	0
Total Votes Cast	531	100.00%	29	298	204	0
Contest Totals	538		29	303	206	0

City of Georgetown, Proposition C

Vote For 1

	TOTAL	VOTE %	Early Voting Mail	Early Voting In-Person	Election Day In- Person	Late / Provisional
For	356	67.94%	20	207	129	0
Against	168	32.06%	9	87	72	0
Total Votes Cast	524	100.00%	29	294	201	0
Contest Totals	538		29	303	206	0

City of Georgetown, Proposition D

Vote For 1

	TOTAL	VOTE %	Early Voting Mail	Early Voting In-Person	Election Day In- Person	Late / Provisional
For	255	48.48%	10	149	96	0
Against	271	51.52%	19	145	107	0
Total Votes Cast	526	100.00%	29	294	203	0
Contest Totals	538		29	303	206	0

Precinct Results Report
Constitutional Amendment and Special Elections of
November 7, 2023

Results Report
Final Unofficial Results
Williamson County

342

City of Georgetown, Proposition A

Vote For 1

	TOTAL	VOTE %	Early Voting Mail	Early Voting In-Person	Election Day In- Person	Late / Provisional
For	0	0.00%	0	0	0	0
Against	1	100.00%	0	0	1	0
Total Votes Cast	1	100.00%	0	0	1	0
Contest Totals	1		0	0	1	0

City of Georgetown, Proposition B

Vote For 1

	TOTAL	VOTE %	Early Voting Mail	Early Voting In-Person	Election Day In- Person	Late / Provisional
For	0	0.00%	0	0	0	0
Against	1	100.00%	0	0	1	0
Total Votes Cast	1	100.00%	0	0	1	0
Contest Totals	1		0	0	1	0

City of Georgetown, Proposition C

Vote For 1

	TOTAL	VOTE %	Early Voting Mail	Early Voting In-Person	Election Day In- Person	Late / Provisional
For	1	100.00%	0	0	1	0
Against	0	0.00%	0	0	0	0
Total Votes Cast	1	100.00%	0	0	1	0
Contest Totals	1		0	0	1	0

City of Georgetown, Proposition D

Vote For 1

	TOTAL	VOTE %	Early Voting Mail	Early Voting In-Person	Election Day In- Person	Late / Provisional
For	1	100.00%	0	0	1	0
Against	0	0.00%	0	0	0	0
Total Votes Cast	1	100.00%	0	0	1	0
Contest Totals	1		0	0	1	0

Precinct Results Report
Constitutional Amendment and Special Elections of
November 7, 2023

Results Report
Final Unofficial Results
Williamson County

343

City of Georgetown, Proposition A

Vote For 1

	TOTAL	VOTE %	Early Voting Mail	Early Voting In-Person	Election Day In- Person	Late / Provisional
For	408	46.31%	20	216	172	0
Against	473	53.69%	13	216	244	0
Total Votes Cast	881	100.00%	33	432	416	0
Contest Totals	904		33	443	428	0

City of Georgetown, Proposition B

Vote For 1

	TOTAL	VOTE %	Early Voting Mail	Early Voting In-Person	Election Day In- Person	Late / Provisional
For	530	59.62%	24	267	239	0
Against	359	40.38%	9	167	183	0
Total Votes Cast	889	100.00%	33	434	422	0
Contest Totals	904		33	443	428	0

City of Georgetown, Proposition C

Vote For 1

	TOTAL	VOTE %	Early Voting Mail	Early Voting In-Person	Election Day In- Person	Late / Provisional
For	587	66.33%	26	303	258	0
Against	298	33.67%	5	132	161	0
Total Votes Cast	885	100.00%	31	435	419	0
Contest Totals	904		33	443	428	0

City of Georgetown, Proposition D

Vote For 1

	TOTAL	VOTE %	Early Voting Mail	Early Voting In-Person	Election Day In- Person	Late / Provisional
For	425	48.24%	22	204	199	0
Against	456	51.76%	7	231	218	0
Total Votes Cast	881	100.00%	29	435	417	0
Contest Totals	904		33	443	428	0

Precinct Results Report
Constitutional Amendment and Special Elections of
November 7, 2023

Results Report
Final Unofficial Results
Williamson County

344

City of Georgetown, Proposition A

Vote For 1

	TOTAL	VOTE %	Early Voting Mail	Early Voting In-Person	Election Day In- Person	Late / Provisional
For	336	52.83%	14	197	125	0
Against	300	47.17%	7	149	144	0
Total Votes Cast	636	100.00%	21	346	269	0
Contest Totals	653		22	355	276	0

City of Georgetown, Proposition B

Vote For 1

	TOTAL	VOTE %	Early Voting Mail	Early Voting In-Person	Election Day In- Person	Late / Provisional
For	421	65.07%	16	234	171	0
Against	226	34.93%	6	118	102	0
Total Votes Cast	647	100.00%	22	352	273	0
Contest Totals	653		22	355	276	0

City of Georgetown, Proposition C

Vote For 1

	TOTAL	VOTE %	Early Voting Mail	Early Voting In-Person	Election Day In- Person	Late / Provisional
For	448	69.57%	19	242	187	0
Against	196	30.43%	3	106	87	0
Total Votes Cast	644	100.00%	22	348	274	0
Contest Totals	653		22	355	276	0

City of Georgetown, Proposition D

Vote For 1

	TOTAL	VOTE %	Early Voting Mail	Early Voting In-Person	Election Day In- Person	Late / Provisional
For	352	54.49%	17	193	142	0
Against	294	45.51%	4	158	132	0
Total Votes Cast	646	100.00%	21	351	274	0
Contest Totals	653		22	355	276	0

Precinct Results Report
Constitutional Amendment and Special Elections of
November 7, 2023

Results Report
Final Unofficial Results
Williamson County

345

City of Georgetown, Proposition A

Vote For 1

	TOTAL	VOTE %	Early Voting Mail	Early Voting In-Person	Election Day In- Person	Late / Provisional
For	0		0	0	0	0
Against	0		0	0	0	0
Total Votes Cast	0		0	0	0	0
Contest Totals	0		0	0	0	0

City of Georgetown, Proposition B

Vote For 1

	TOTAL	VOTE %	Early Voting Mail	Early Voting In-Person	Election Day In- Person	Late / Provisional
For	0		0	0	0	0
Against	0		0	0	0	0
Total Votes Cast	0		0	0	0	0
Contest Totals	0		0	0	0	0

City of Georgetown, Proposition C

Vote For 1

	TOTAL	VOTE %	Early Voting Mail	Early Voting In-Person	Election Day In- Person	Late / Provisional
For	0		0	0	0	0
Against	0		0	0	0	0
Total Votes Cast	0		0	0	0	0
Contest Totals	0		0	0	0	0

City of Georgetown, Proposition D

Vote For 1

	TOTAL	VOTE %	Early Voting Mail	Early Voting In-Person	Election Day In- Person	Late / Provisional
For	0		0	0	0	0
Against	0		0	0	0	0
Total Votes Cast	0		0	0	0	0
Contest Totals	0		0	0	0	0

Precinct Results Report
Constitutional Amendment and Special Elections of
November 7, 2023

Results Report
Final Unofficial Results
Williamson County

346

City of Georgetown, Proposition A

Vote For 1

	TOTAL	VOTE %	Early Voting Mail	Early Voting In-Person	Election Day In- Person	Late / Provisional
For	0		0	0	0	0
Against	0		0	0	0	0
Total Votes Cast	0		0	0	0	0
Contest Totals	0		0	0	0	0

City of Georgetown, Proposition B

Vote For 1

	TOTAL	VOTE %	Early Voting Mail	Early Voting In-Person	Election Day In- Person	Late / Provisional
For	0		0	0	0	0
Against	0		0	0	0	0
Total Votes Cast	0		0	0	0	0
Contest Totals	0		0	0	0	0

City of Georgetown, Proposition C

Vote For 1

	TOTAL	VOTE %	Early Voting Mail	Early Voting In-Person	Election Day In- Person	Late / Provisional
For	0		0	0	0	0
Against	0		0	0	0	0
Total Votes Cast	0		0	0	0	0
Contest Totals	0		0	0	0	0

City of Georgetown, Proposition D

Vote For 1

	TOTAL	VOTE %	Early Voting Mail	Early Voting In-Person	Election Day In- Person	Late / Provisional
For	0		0	0	0	0
Against	0		0	0	0	0
Total Votes Cast	0		0	0	0	0
Contest Totals	0		0	0	0	0

Precinct Results Report
Constitutional Amendment and Special Elections of
November 7, 2023

Results Report
Final Unofficial Results
Williamson County

367

City of Georgetown, Proposition A

Vote For 1

	TOTAL	VOTE %	Early Voting Mail	Early Voting In-Person	Election Day In- Person	Late / Provisional
For	0		0	0	0	0
Against	0		0	0	0	0
Total Votes Cast	0		0	0	0	0
Contest Totals	0		0	0	0	0

City of Georgetown, Proposition B

Vote For 1

	TOTAL	VOTE %	Early Voting Mail	Early Voting In-Person	Election Day In- Person	Late / Provisional
For	0		0	0	0	0
Against	0		0	0	0	0
Total Votes Cast	0		0	0	0	0
Contest Totals	0		0	0	0	0

City of Georgetown, Proposition C

Vote For 1

	TOTAL	VOTE %	Early Voting Mail	Early Voting In-Person	Election Day In- Person	Late / Provisional
For	0		0	0	0	0
Against	0		0	0	0	0
Total Votes Cast	0		0	0	0	0
Contest Totals	0		0	0	0	0

City of Georgetown, Proposition D

Vote For 1

	TOTAL	VOTE %	Early Voting Mail	Early Voting In-Person	Election Day In- Person	Late / Provisional
For	0		0	0	0	0
Against	0		0	0	0	0
Total Votes Cast	0		0	0	0	0
Contest Totals	0		0	0	0	0

Precinct Results Report
Constitutional Amendment and Special Elections of
November 7, 2023

Results Report
Final Unofficial Results
Williamson County

368

City of Georgetown, Proposition A

Vote For 1

	TOTAL	VOTE %	Early Voting Mail	Early Voting In-Person	Election Day In- Person	Late / Provisional
For	298	51.29%	9	168	121	0
Against	283	48.71%	11	121	151	0
Total Votes Cast	581	100.00%	20	289	272	0
Contest Totals	590		20	295	275	0

City of Georgetown, Proposition B

Vote For 1

	TOTAL	VOTE %	Early Voting Mail	Early Voting In-Person	Election Day In- Person	Late / Provisional
For	390	66.90%	10	201	179	0
Against	193	33.10%	10	89	94	0
Total Votes Cast	583	100.00%	20	290	273	0
Contest Totals	590		20	295	275	0

City of Georgetown, Proposition C

Vote For 1

	TOTAL	VOTE %	Early Voting Mail	Early Voting In-Person	Election Day In- Person	Late / Provisional
For	422	72.88%	16	218	188	0
Against	157	27.12%	2	69	86	0
Total Votes Cast	579	100.00%	18	287	274	0
Contest Totals	590		20	295	275	0

City of Georgetown, Proposition D

Vote For 1

	TOTAL	VOTE %	Early Voting Mail	Early Voting In-Person	Election Day In- Person	Late / Provisional
For	297	51.38%	9	158	130	0
Against	281	48.62%	8	130	143	0
Total Votes Cast	578	100.00%	17	288	273	0
Contest Totals	590		20	295	275	0

Precinct Results Report
Constitutional Amendment and Special Elections of
November 7, 2023

Results Report
Final Unofficial Results
Williamson County

369

City of Georgetown, Proposition A

Vote For 1

	TOTAL	VOTE %	Early Voting Mail	Early Voting In-Person	Election Day In- Person	Late / Provisional
For	241	44.80%	2	128	111	0
Against	297	55.20%	3	145	149	0
Total Votes Cast	538	100.00%	5	273	260	0
Contest Totals	549		6	279	264	0

City of Georgetown, Proposition B

Vote For 1

	TOTAL	VOTE %	Early Voting Mail	Early Voting In-Person	Election Day In- Person	Late / Provisional
For	323	59.81%	3	153	167	0
Against	217	40.19%	2	122	93	0
Total Votes Cast	540	100.00%	5	275	260	0
Contest Totals	549		6	279	264	0

City of Georgetown, Proposition C

Vote For 1

	TOTAL	VOTE %	Early Voting Mail	Early Voting In-Person	Election Day In- Person	Late / Provisional
For	380	69.85%	3	192	185	0
Against	164	30.15%	2	83	79	0
Total Votes Cast	544	100.00%	5	275	264	0
Contest Totals	549		6	279	264	0

City of Georgetown, Proposition D

Vote For 1

	TOTAL	VOTE %	Early Voting Mail	Early Voting In-Person	Election Day In- Person	Late / Provisional
For	280	51.66%	2	134	144	0
Against	262	48.34%	3	140	119	0
Total Votes Cast	542	100.00%	5	274	263	0
Contest Totals	549		6	279	264	0

Precinct Results Report
Constitutional Amendment and Special Elections of
November 7, 2023

Results Report
Final Unofficial Results
Williamson County

370

City of Georgetown, Proposition A

Vote For 1

	TOTAL	VOTE %	Early Voting Mail	Early Voting In-Person	Election Day In- Person	Late / Provisional
For	153	46.08%	1	74	78	0
Against	179	53.92%	1	80	98	0
Total Votes Cast	332	100.00%	2	154	176	0
Contest Totals	337		2	156	179	0

City of Georgetown, Proposition B

Vote For 1

	TOTAL	VOTE %	Early Voting Mail	Early Voting In-Person	Election Day In- Person	Late / Provisional
For	206	61.68%	1	97	108	0
Against	128	38.32%	1	58	69	0
Total Votes Cast	334	100.00%	2	155	177	0
Contest Totals	337		2	156	179	0

City of Georgetown, Proposition C

Vote For 1

	TOTAL	VOTE %	Early Voting Mail	Early Voting In-Person	Election Day In- Person	Late / Provisional
For	236	71.08%	2	114	120	0
Against	96	28.92%	0	40	56	0
Total Votes Cast	332	100.00%	2	154	176	0
Contest Totals	337		2	156	179	0

City of Georgetown, Proposition D

Vote For 1

	TOTAL	VOTE %	Early Voting Mail	Early Voting In-Person	Election Day In- Person	Late / Provisional
For	174	52.57%	1	75	98	0
Against	157	47.43%	1	79	77	0
Total Votes Cast	331	100.00%	2	154	175	0
Contest Totals	337		2	156	179	0

Precinct Results Report
Constitutional Amendment and Special Elections of
November 7, 2023

Results Report
Final Unofficial Results
Williamson County

371

City of Georgetown, Proposition A

Vote For 1

	TOTAL	VOTE %	Early Voting Mail	Early Voting In-Person	Election Day In- Person	Late / Provisional
For	218	38.65%	32	131	55	0
Against	346	61.35%	19	209	118	0
Total Votes Cast	564	100.00%	51	340	173	0
Contest Totals	571		53	343	175	0

City of Georgetown, Proposition B

Vote For 1

	TOTAL	VOTE %	Early Voting Mail	Early Voting In-Person	Election Day In- Person	Late / Provisional
For	285	50.44%	38	166	81	0
Against	280	49.56%	12	175	93	0
Total Votes Cast	565	100.00%	50	341	174	0
Contest Totals	571		53	343	175	0

City of Georgetown, Proposition C

Vote For 1

	TOTAL	VOTE %	Early Voting Mail	Early Voting In-Person	Election Day In- Person	Late / Provisional
For	301	53.27%	40	176	85	0
Against	264	46.73%	12	164	88	0
Total Votes Cast	565	100.00%	52	340	173	0
Contest Totals	571		53	343	175	0

City of Georgetown, Proposition D

Vote For 1

	TOTAL	VOTE %	Early Voting Mail	Early Voting In-Person	Election Day In- Person	Late / Provisional
For	231	40.96%	33	136	62	0
Against	333	59.04%	19	203	111	0
Total Votes Cast	564	100.00%	52	339	173	0
Contest Totals	571		53	343	175	0

Precinct Results Report
Constitutional Amendment and Special Elections of
November 7, 2023

Results Report
Final Unofficial Results
Williamson County

379

City of Georgetown, Proposition A

Vote For 1

	TOTAL	VOTE %	Early Voting Mail	Early Voting In-Person	Election Day In- Person	Late / Provisional
For	399	43.28%	14	232	153	0
Against	523	56.72%	6	315	202	0
Total Votes Cast	922	100.00%	20	547	355	0
Contest Totals	943		20	558	365	0

City of Georgetown, Proposition B

Vote For 1

	TOTAL	VOTE %	Early Voting Mail	Early Voting In-Person	Election Day In- Person	Late / Provisional
For	525	56.27%	15	306	204	0
Against	408	43.73%	5	248	155	0
Total Votes Cast	933	100.00%	20	554	359	0
Contest Totals	943		20	558	365	0

City of Georgetown, Proposition C

Vote For 1

	TOTAL	VOTE %	Early Voting Mail	Early Voting In-Person	Election Day In- Person	Late / Provisional
For	591	63.89%	19	345	227	0
Against	334	36.11%	1	206	127	0
Total Votes Cast	925	100.00%	20	551	354	0
Contest Totals	943		20	558	365	0

City of Georgetown, Proposition D

Vote For 1

	TOTAL	VOTE %	Early Voting Mail	Early Voting In-Person	Election Day In- Person	Late / Provisional
For	450	48.60%	14	262	174	0
Against	476	51.40%	6	289	181	0
Total Votes Cast	926	100.00%	20	551	355	0
Contest Totals	943		20	558	365	0

Precinct Results Report
Constitutional Amendment and Special Elections of
November 7, 2023

Results Report
Final Unofficial Results
Williamson County

381

City of Georgetown, Proposition A

Vote For 1

	TOTAL	VOTE %	Early Voting Mail	Early Voting In-Person	Election Day In- Person	Late / Provisional
For	869	55.10%	39	717	113	0
Against	708	44.90%	28	530	150	0
Total Votes Cast	1,577	100.00%	67	1,247	263	0
Contest Totals	1,620		70	1,277	273	0

City of Georgetown, Proposition B

Vote For 1

	TOTAL	VOTE %	Early Voting Mail	Early Voting In-Person	Election Day In- Person	Late / Provisional
For	911	57.59%	43	729	139	0
Against	671	42.41%	24	522	125	0
Total Votes Cast	1,582	100.00%	67	1,251	264	0
Contest Totals	1,620		70	1,277	273	0

City of Georgetown, Proposition C

Vote For 1

	TOTAL	VOTE %	Early Voting Mail	Early Voting In-Person	Election Day In- Person	Late / Provisional
For	1,084	68.05%	52	865	167	0
Against	509	31.95%	17	393	99	0
Total Votes Cast	1,593	100.00%	69	1,258	266	0
Contest Totals	1,620		70	1,277	273	0

City of Georgetown, Proposition D

Vote For 1

	TOTAL	VOTE %	Early Voting Mail	Early Voting In-Person	Election Day In- Person	Late / Provisional
For	826	52.02%	44	650	132	0
Against	762	47.98%	25	606	131	0
Total Votes Cast	1,588	100.00%	69	1,256	263	0
Contest Totals	1,620		70	1,277	273	0

Precinct Results Report
Constitutional Amendment and Special Elections of
November 7, 2023

Results Report
Final Unofficial Results
Williamson County

391

City of Georgetown, Proposition A

Vote For 1

	TOTAL	VOTE %	Early Voting Mail	Early Voting In-Person	Election Day In- Person	Late / Provisional
For	1	50.00%	0	0	1	0
Against	1	50.00%	0	0	1	0
Total Votes Cast	2	100.00%	0	0	2	0
Contest Totals	3		0	1	2	0

City of Georgetown, Proposition B

Vote For 1

	TOTAL	VOTE %	Early Voting Mail	Early Voting In-Person	Election Day In- Person	Late / Provisional
For	3	100.00%	0	1	2	0
Against	0	0.00%	0	0	0	0
Total Votes Cast	3	100.00%	0	1	2	0
Contest Totals	3		0	1	2	0

City of Georgetown, Proposition C

Vote For 1

	TOTAL	VOTE %	Early Voting Mail	Early Voting In-Person	Election Day In- Person	Late / Provisional
For	3	100.00%	0	1	2	0
Against	0	0.00%	0	0	0	0
Total Votes Cast	3	100.00%	0	1	2	0
Contest Totals	3		0	1	2	0

City of Georgetown, Proposition D

Vote For 1

	TOTAL	VOTE %	Early Voting Mail	Early Voting In-Person	Election Day In- Person	Late / Provisional
For	3	100.00%	0	1	2	0
Against	0	0.00%	0	0	0	0
Total Votes Cast	3	100.00%	0	1	2	0
Contest Totals	3		0	1	2	0

Precinct Results Report
Constitutional Amendment and Special Elections of
November 7, 2023

Results Report
Final Unofficial Results
Williamson County

392

City of Georgetown, Proposition A

Vote For 1

	TOTAL	VOTE %	Early Voting Mail	Early Voting In-Person	Election Day In- Person	Late / Provisional
For	483	51.60%	22	290	171	0
Against	453	48.40%	17	261	175	0
Total Votes Cast	936	100.00%	39	551	346	0
Contest Totals	964		39	568	357	0

City of Georgetown, Proposition B

Vote For 1

	TOTAL	VOTE %	Early Voting Mail	Early Voting In-Person	Election Day In- Person	Late / Provisional
For	572	60.85%	26	336	210	0
Against	368	39.15%	12	217	139	0
Total Votes Cast	940	100.00%	38	553	349	0
Contest Totals	964		39	568	357	0

City of Georgetown, Proposition C

Vote For 1

	TOTAL	VOTE %	Early Voting Mail	Early Voting In-Person	Election Day In- Person	Late / Provisional
For	644	68.15%	28	393	223	0
Against	301	31.85%	11	162	128	0
Total Votes Cast	945	100.00%	39	555	351	0
Contest Totals	964		39	568	357	0

City of Georgetown, Proposition D

Vote For 1

	TOTAL	VOTE %	Early Voting Mail	Early Voting In-Person	Election Day In- Person	Late / Provisional
For	467	49.84%	24	261	182	0
Against	470	50.16%	14	287	169	0
Total Votes Cast	937	100.00%	38	548	351	0
Contest Totals	964		39	568	357	0

Precinct Results Report
Constitutional Amendment and Special Elections of
November 7, 2023

Results Report
Final Unofficial Results
Williamson County

393

City of Georgetown, Proposition A

Vote For 1

	TOTAL	VOTE %	Early Voting Mail	Early Voting In-Person	Election Day In- Person	Late / Provisional
For	758	54.07%	42	579	137	0
Against	644	45.93%	24	466	154	0
Total Votes Cast	1,402	100.00%	66	1,045	291	0
Contest Totals	1,453		69	1,083	301	0

City of Georgetown, Proposition B

Vote For 1

	TOTAL	VOTE %	Early Voting Mail	Early Voting In-Person	Election Day In- Person	Late / Provisional
For	792	56.33%	42	596	154	0
Against	614	43.67%	24	451	139	0
Total Votes Cast	1,406	100.00%	66	1,047	293	0
Contest Totals	1,453		69	1,083	301	0

City of Georgetown, Proposition C

Vote For 1

	TOTAL	VOTE %	Early Voting Mail	Early Voting In-Person	Election Day In- Person	Late / Provisional
For	927	65.47%	54	698	175	0
Against	489	34.53%	13	362	114	0
Total Votes Cast	1,416	100.00%	67	1,060	289	0
Contest Totals	1,453		69	1,083	301	0

City of Georgetown, Proposition D

Vote For 1

	TOTAL	VOTE %	Early Voting Mail	Early Voting In-Person	Election Day In- Person	Late / Provisional
For	753	53.29%	37	567	149	0
Against	660	46.71%	30	487	143	0
Total Votes Cast	1,413	100.00%	67	1,054	292	0
Contest Totals	1,453		69	1,083	301	0

Precinct Results Report
Constitutional Amendment and Special Elections of
November 7, 2023

Results Report
Final Unofficial Results
Williamson County

394

City of Georgetown, Proposition A

Vote For 1

	TOTAL	VOTE %	Early Voting Mail	Early Voting In-Person	Election Day In- Person	Late / Provisional
For	899	58.49%	47	706	146	0
Against	638	41.51%	19	469	150	0
Total Votes Cast	1,537	100.00%	66	1,175	296	0
Contest Totals	1,575		69	1,201	305	0

City of Georgetown, Proposition B

Vote For 1

	TOTAL	VOTE %	Early Voting Mail	Early Voting In-Person	Election Day In- Person	Late / Provisional
For	909	58.68%	50	706	153	0
Against	640	41.32%	19	477	144	0
Total Votes Cast	1,549	100.00%	69	1,183	297	0
Contest Totals	1,575		69	1,201	305	0

City of Georgetown, Proposition C

Vote For 1

	TOTAL	VOTE %	Early Voting Mail	Early Voting In-Person	Election Day In- Person	Late / Provisional
For	1,065	68.67%	51	825	189	0
Against	486	31.33%	16	358	112	0
Total Votes Cast	1,551	100.00%	67	1,183	301	0
Contest Totals	1,575		69	1,201	305	0

City of Georgetown, Proposition D

Vote For 1

	TOTAL	VOTE %	Early Voting Mail	Early Voting In-Person	Election Day In- Person	Late / Provisional
For	830	53.55%	43	645	142	0
Against	720	46.45%	24	539	157	0
Total Votes Cast	1,550	100.00%	67	1,184	299	0
Contest Totals	1,575		69	1,201	305	0

Precinct Results Report
Constitutional Amendment and Special Elections of
November 7, 2023

Results Report
Final Unofficial Results
Williamson County

395

City of Georgetown, Proposition A

Vote For 1

	TOTAL	VOTE %	Early Voting Mail	Early Voting In-Person	Election Day In- Person	Late / Provisional
For	389	51.32%	9	283	97	0
Against	369	48.68%	15	225	129	0
Total Votes Cast	758	100.00%	24	508	226	0
Contest Totals	780		24	522	234	0

City of Georgetown, Proposition B

Vote For 1

	TOTAL	VOTE %	Early Voting Mail	Early Voting In-Person	Election Day In- Person	Late / Provisional
For	406	53.35%	10	288	108	0
Against	355	46.65%	14	223	118	0
Total Votes Cast	761	100.00%	24	511	226	0
Contest Totals	780		24	522	234	0

City of Georgetown, Proposition C

Vote For 1

	TOTAL	VOTE %	Early Voting Mail	Early Voting In-Person	Election Day In- Person	Late / Provisional
For	495	64.37%	14	334	147	0
Against	274	35.63%	10	182	82	0
Total Votes Cast	769	100.00%	24	516	229	0
Contest Totals	780		24	522	234	0

City of Georgetown, Proposition D

Vote For 1

	TOTAL	VOTE %	Early Voting Mail	Early Voting In-Person	Election Day In- Person	Late / Provisional
For	377	49.22%	8	259	110	0
Against	389	50.78%	16	254	119	0
Total Votes Cast	766	100.00%	24	513	229	0
Contest Totals	780		24	522	234	0

Precinct Results Report
Constitutional Amendment and Special Elections of
November 7, 2023

Results Report
Final Unofficial Results
Williamson County

396

City of Georgetown, Proposition A

Vote For 1

	TOTAL	VOTE %	Early Voting Mail	Early Voting In-Person	Election Day In- Person	Late / Provisional
For	434	53.38%	17	330	87	0
Against	379	46.62%	16	275	88	0
Total Votes Cast	813	100.00%	33	605	175	0
Contest Totals	837		34	620	183	0

City of Georgetown, Proposition B

Vote For 1

	TOTAL	VOTE %	Early Voting Mail	Early Voting In-Person	Election Day In- Person	Late / Provisional
For	491	60.25%	20	365	106	0
Against	324	39.75%	13	242	69	0
Total Votes Cast	815	100.00%	33	607	175	0
Contest Totals	837		34	620	183	0

City of Georgetown, Proposition C

Vote For 1

	TOTAL	VOTE %	Early Voting Mail	Early Voting In-Person	Election Day In- Person	Late / Provisional
For	560	68.88%	24	423	113	0
Against	253	31.12%	9	185	59	0
Total Votes Cast	813	100.00%	33	608	172	0
Contest Totals	837		34	620	183	0

City of Georgetown, Proposition D

Vote For 1

	TOTAL	VOTE %	Early Voting Mail	Early Voting In-Person	Election Day In- Person	Late / Provisional
For	448	55.04%	15	341	92	0
Against	366	44.96%	18	266	82	0
Total Votes Cast	814	100.00%	33	607	174	0
Contest Totals	837		34	620	183	0

Precinct Results Report
Constitutional Amendment and Special Elections of
November 7, 2023

Results Report
Final Unofficial Results
Williamson County

397

City of Georgetown, Proposition A

Vote For 1

	TOTAL	VOTE %	Early Voting Mail	Early Voting In-Person	Election Day In- Person	Late / Provisional
For	625	55.51%	46	472	107	0
Against	501	44.49%	28	330	143	0
Total Votes Cast	1,126	100.00%	74	802	250	0
Contest Totals	1,150		76	817	257	0

City of Georgetown, Proposition B

Vote For 1

	TOTAL	VOTE %	Early Voting Mail	Early Voting In-Person	Election Day In- Person	Late / Provisional
For	659	58.37%	53	478	128	0
Against	470	41.63%	20	329	121	0
Total Votes Cast	1,129	100.00%	73	807	249	0
Contest Totals	1,150		76	817	257	0

City of Georgetown, Proposition C

Vote For 1

	TOTAL	VOTE %	Early Voting Mail	Early Voting In-Person	Election Day In- Person	Late / Provisional
For	757	66.64%	54	546	157	0
Against	379	33.36%	20	264	95	0
Total Votes Cast	1,136	100.00%	74	810	252	0
Contest Totals	1,150		76	817	257	0

City of Georgetown, Proposition D

Vote For 1

	TOTAL	VOTE %	Early Voting Mail	Early Voting In-Person	Election Day In- Person	Late / Provisional
For	604	53.55%	50	450	104	0
Against	524	46.45%	23	356	145	0
Total Votes Cast	1,128	100.00%	73	806	249	0
Contest Totals	1,150		76	817	257	0

Precinct Results Report
Constitutional Amendment and Special Elections of
November 7, 2023

Results Report
Final Unofficial Results
Williamson County

468

City of Georgetown, Proposition A

Vote For 1

	TOTAL	VOTE %	Early Voting Mail	Early Voting In-Person	Election Day In- Person	Late / Provisional
For	59	55.14%	3	25	31	0
Against	48	44.86%	1	21	26	0
Total Votes Cast	107	100.00%	4	46	57	0
Contest Totals	110		4	48	58	0

City of Georgetown, Proposition B

Vote For 1

	TOTAL	VOTE %	Early Voting Mail	Early Voting In-Person	Election Day In- Person	Late / Provisional
For	68	63.55%	3	29	36	0
Against	39	36.45%	1	17	21	0
Total Votes Cast	107	100.00%	4	46	57	0
Contest Totals	110		4	48	58	0

City of Georgetown, Proposition C

Vote For 1

	TOTAL	VOTE %	Early Voting Mail	Early Voting In-Person	Election Day In- Person	Late / Provisional
For	76	71.03%	3	30	43	0
Against	31	28.97%	1	16	14	0
Total Votes Cast	107	100.00%	4	46	57	0
Contest Totals	110		4	48	58	0

City of Georgetown, Proposition D

Vote For 1

	TOTAL	VOTE %	Early Voting Mail	Early Voting In-Person	Election Day In- Person	Late / Provisional
For	63	58.88%	3	29	31	0
Against	44	41.12%	1	18	25	0
Total Votes Cast	107	100.00%	4	47	56	0
Contest Totals	110		4	48	58	0

Precinct Results Report
Constitutional Amendment and Special Elections of
November 7, 2023

Results Report
Final Unofficial Results
Williamson County

470

City of Georgetown, Proposition A

Vote For 1

	TOTAL	VOTE %	Early Voting Mail	Early Voting In-Person	Election Day In- Person	Late / Provisional
For	288	48.40%	5	157	126	0
Against	307	51.60%	6	140	161	0
Total Votes Cast	595	100.00%	11	297	287	0
Contest Totals	607		11	302	294	0

City of Georgetown, Proposition B

Vote For 1

	TOTAL	VOTE %	Early Voting Mail	Early Voting In-Person	Election Day In- Person	Late / Provisional
For	381	63.71%	8	190	183	0
Against	217	36.29%	3	107	107	0
Total Votes Cast	598	100.00%	11	297	290	0
Contest Totals	607		11	302	294	0

City of Georgetown, Proposition C

Vote For 1

	TOTAL	VOTE %	Early Voting Mail	Early Voting In-Person	Election Day In- Person	Late / Provisional
For	399	67.51%	9	199	191	0
Against	192	32.49%	2	95	95	0
Total Votes Cast	591	100.00%	11	294	286	0
Contest Totals	607		11	302	294	0

City of Georgetown, Proposition D

Vote For 1

	TOTAL	VOTE %	Early Voting Mail	Early Voting In-Person	Election Day In- Person	Late / Provisional
For	303	51.18%	5	149	149	0
Against	289	48.82%	6	147	136	0
Total Votes Cast	592	100.00%	11	296	285	0
Contest Totals	607		11	302	294	0

Precinct Results Report
Constitutional Amendment and Special Elections of
November 7, 2023

Results Report
Final Unofficial Results
Williamson County

473

City of Georgetown, Proposition A

Vote For 1

	TOTAL	VOTE %	Early Voting Mail	Early Voting In-Person	Election Day In- Person	Late / Provisional
For	0		0	0	0	0
Against	0		0	0	0	0
Total Votes Cast	0		0	0	0	0
Contest Totals	0		0	0	0	0

City of Georgetown, Proposition B

Vote For 1

	TOTAL	VOTE %	Early Voting Mail	Early Voting In-Person	Election Day In- Person	Late / Provisional
For	0		0	0	0	0
Against	0		0	0	0	0
Total Votes Cast	0		0	0	0	0
Contest Totals	0		0	0	0	0

City of Georgetown, Proposition C

Vote For 1

	TOTAL	VOTE %	Early Voting Mail	Early Voting In-Person	Election Day In- Person	Late / Provisional
For	0		0	0	0	0
Against	0		0	0	0	0
Total Votes Cast	0		0	0	0	0
Contest Totals	0		0	0	0	0

City of Georgetown, Proposition D

Vote For 1

	TOTAL	VOTE %	Early Voting Mail	Early Voting In-Person	Election Day In- Person	Late / Provisional
For	0		0	0	0	0
Against	0		0	0	0	0
Total Votes Cast	0		0	0	0	0
Contest Totals	0		0	0	0	0

Precinct Results Report
Constitutional Amendment and Special Elections of
November 7, 2023

Results Report
Final Unofficial Results
Williamson County

486

City of Georgetown, Proposition A

Vote For 1

	TOTAL	VOTE %	Early Voting Mail	Early Voting In-Person	Election Day In- Person	Late / Provisional
For	0		0	0	0	0
Against	0		0	0	0	0
Total Votes Cast	0		0	0	0	0
Contest Totals	0		0	0	0	0

City of Georgetown, Proposition B

Vote For 1

	TOTAL	VOTE %	Early Voting Mail	Early Voting In-Person	Election Day In- Person	Late / Provisional
For	0		0	0	0	0
Against	0		0	0	0	0
Total Votes Cast	0		0	0	0	0
Contest Totals	0		0	0	0	0

City of Georgetown, Proposition C

Vote For 1

	TOTAL	VOTE %	Early Voting Mail	Early Voting In-Person	Election Day In- Person	Late / Provisional
For	0		0	0	0	0
Against	0		0	0	0	0
Total Votes Cast	0		0	0	0	0
Contest Totals	0		0	0	0	0

City of Georgetown, Proposition D

Vote For 1

	TOTAL	VOTE %	Early Voting Mail	Early Voting In-Person	Election Day In- Person	Late / Provisional
For	0		0	0	0	0
Against	0		0	0	0	0
Total Votes Cast	0		0	0	0	0
Contest Totals	0		0	0	0	0